



# Who we are and what we do



We are **Arts Council England**.



We help artists and arts organisations be creative and make art and culture.



One way we help is by giving people and organisations money. This is called **funding**.



We call the group of organisations we give funding to our **National Portfolio**.

# What this booklet is about



We want artists and arts organisations to help stop **climate** change and look after the **environment**.



The **climate** means the earth's weather. The climate is changing and getting hotter because we use too many fossil fuels like oil and gas.



The **environment** is everything around us including the air, water, plants and animals.



This booklet tells you what we did, and what other arts organisations in our National Portfolio did, from 2018 to 2023.

# About Julie's Bicycle

Julie's Bicycle

CREATIVE • CLIMATE • ACTION

We work together with an organisation called **Julie's Bicycle**.



They help us make sure the artists and arts organisations in our National Portfolio do good work for the environment.



They also help us collect information.



We wrote this booklet with Julie's Bicycle.

# What we want



We want arts organisations to be **dynamic**. **Dynamic** means they are able to keep up with changes that happen in the world.



We know arts organisations can make a difference to lots of people. They can help people see the world in new ways and learn new things.



We want arts organisations to help people learn more about the effect we all have on the world.




We want arts organisations to be a good example. They can show other people how to help stop climate change and look after the environment.

# What we did



We wrote a plan called our **Environmental Programme** for organisations in our National Portfolio for 2018 to 2023.



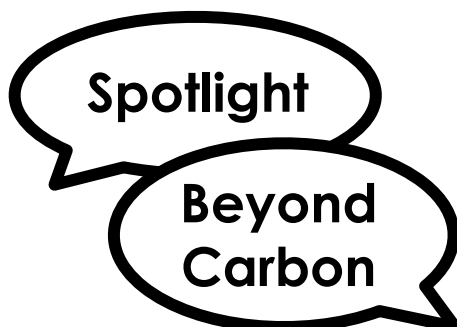
Our plan included

- helping organisations to follow rules about the environment.
- collecting information.
- organising support, training and events.



Each year we asked organisations to give us information about the effect they have on the environment.

In 2023, 656 organisations gave us this information.



We also ran a project called **Spotlight** and a survey called **Beyond Carbon** to collect more information.

# What we found out



In 2022 to 2023, the 656 organisations that sent us their information



- made journeys that added up to more than **53 million km**. This was more than the year before.



- made **30,451 tonnes** of waste. This was more than the year before.



- used over **2 billion litres** of water.



- used **268 million kWh** of gas and electricity. This was less than the year before, but it cost more because prices have gone up.




We think the reason that journeys and waste went up might have been because the COVID pandemic made the numbers low the year before.

# What changed in 5 years

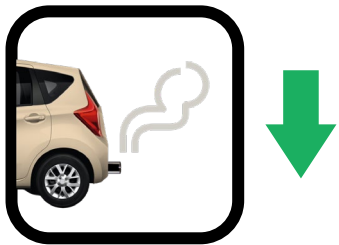


We compared the information organisations sent us from the first year and the last year of our Environmental Programme.




We found out that organisations

- used **20% less** gas and electricity. This is very good.
- made **36% less carbon emissions** compared to 2018. They actually made 50% less compared to 2013.



**Carbon emissions** come from fuels like oil and gas and make climate change happen. They harm the environment and human health.




- used **7% less** water. We think this will get even better because they now use better taps and toilets, and people know more about how to save water.



- said they made **74% more** waste. We don't think they really made more waste, we think they now give us better information about waste.



# The Spotlight project



We knew that a small number of organisations in our National Portfolio made a large part of the total carbon emissions.



We chose the 30 organisations that made the most carbon emissions to be in our Spotlight project. The project gave them targets, training and advice.



In 5 years, these organisations

- used **19% less** electricity.



- used **36% less** gas.



- made **40% less** carbon emissions. This happened because some of them used energy from the sun and wind instead of from oil and gas.

# The Beyond Carbon survey



When organisations sent us their information, they could also choose to fill in a survey called Beyond Carbon.

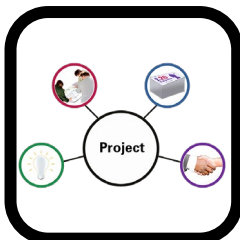
562 organisations filled in this survey. We found out that



- more organisations now include the environment in their plans, **policies** and job roles. **Policies** are sets of rules for an organisation.



- organisations had made their buildings and equipment better, like using less plastic and using better light bulbs.



- more organisations worked on environmental projects by themselves or with others.



- the same number of organisations told us they had done other good things, like looking after their staff.

# What next



We now have a new National Portfolio with new organisations we give funding to.



We have a new Environmental Programme and will carry on working with Julie's Bicycle to help these organisations meet the aims in the programme.



We will also organise projects called

- **Board Environmental Champions.** This will give training and support to people in charge at arts organisations.



- **Transforming Energy.** This will help organisations with buildings make less carbon emissions.



We will give training and support to make it easier for organisations to give us their environmental information.



We will make sure organisations can get help and support to look after the environment.



Thank you to A2i for the words [www.a2i.co.uk](http://www.a2i.co.uk) (reference 38493a)

The full version of this document is called "Culture, Climate and Environmental Responsibility: Annual Report 2022 – 23"